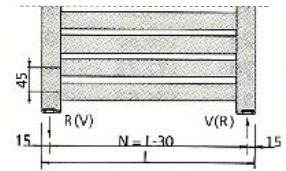
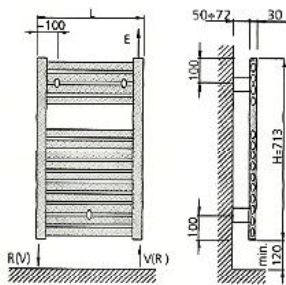
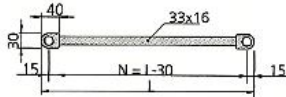


L'Oval

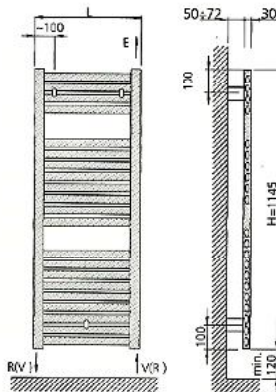
I tubi orizzontali ovali sono completati da montanti arrotondati, per dare al bagno un'armoniosità completa e universale.



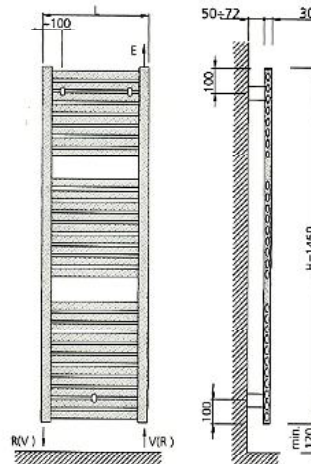
H = ALTEZZA
L = LARGHEZZA
N = INTERASSE
V = ANDATA G1/2
R = RITORNO G1/2
E = SFIATO G1/2



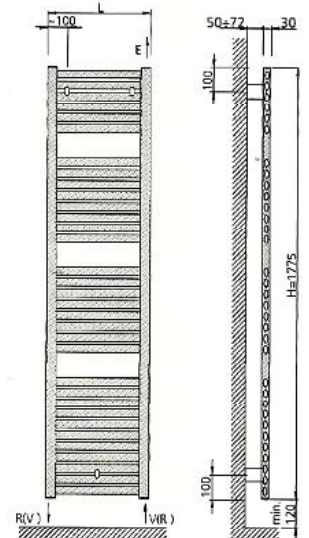
14 Tubi



21 Tubi



28 Tubi



33 Tubi

Dati tecnici <L'Oval>

Altezza H (mm)	Codice articolo	Largh. L (mm)	Interas. N (mm)	Peso P (kg)	Conten. d'acqua L (litri)	Esp. n	Resa term. EN 442 [W] $\Delta t=50K$ 75/65/20°C	Resistenza Potenza [W]
713	26000070045 **	435	405	5,60	3,60	1,25	327	400
	26000070050 **	485	455	6,11	3,89	1,25	362	400
	26000070055 **	535	505	6,62	4,18	1,25	395	400
	26000070060 **	585	555	7,13	4,47	1,25	429	400
	26000070075 **	735	705	8,65	5,35	1,24	529	400
	26000070100 **	985	955	11,20	6,80	1,23	693	800
1145	26000110045 **	435	405	9,50	5,60	1,28	508	400
	26000110050 **	485	455	10,21	6,08	1,27	561	400
	26000110055 **	535	505	10,92	6,56	1,27	613	400
	26000110060 **	585	555	11,63	7,05	1,27	666	800
	26000110075 **	735	705	13,75	8,49	1,26	821	800
	26000110100 **	985	955	17,30	10,90	1,25	1076	1200
1469	26000140045 **	435	405	11,30	7,48	1,27	670	800
	26000140050 **	485	455	12,30	8,10	1,27	734	800
	26000140055 **	535	505	13,30	8,72	1,27	798	800
	26000140060 **	585	555	14,30	9,34	1,27	863	800
	26000140075 **	735	705	17,30	11,20	1,27	1057	800
	26000140100 **	985	955	22,30	14,30	1,27	1380	1200
1775	26000170045 **	435	405	13,80	8,80	1,27	781	800
	26000170050 **	485	455	15,08	9,50	1,26	863	800
	26000170055 **	535	505	16,36	10,20	1,26	943	800
	26000170060 **	585	555	17,65	10,90	1,26	1024	1200
	26000170075 **	735	705	21,49	13,00	1,25	1263	1200
	26000170100 **	985	955	27,90	16,50	1,24	1655	1200